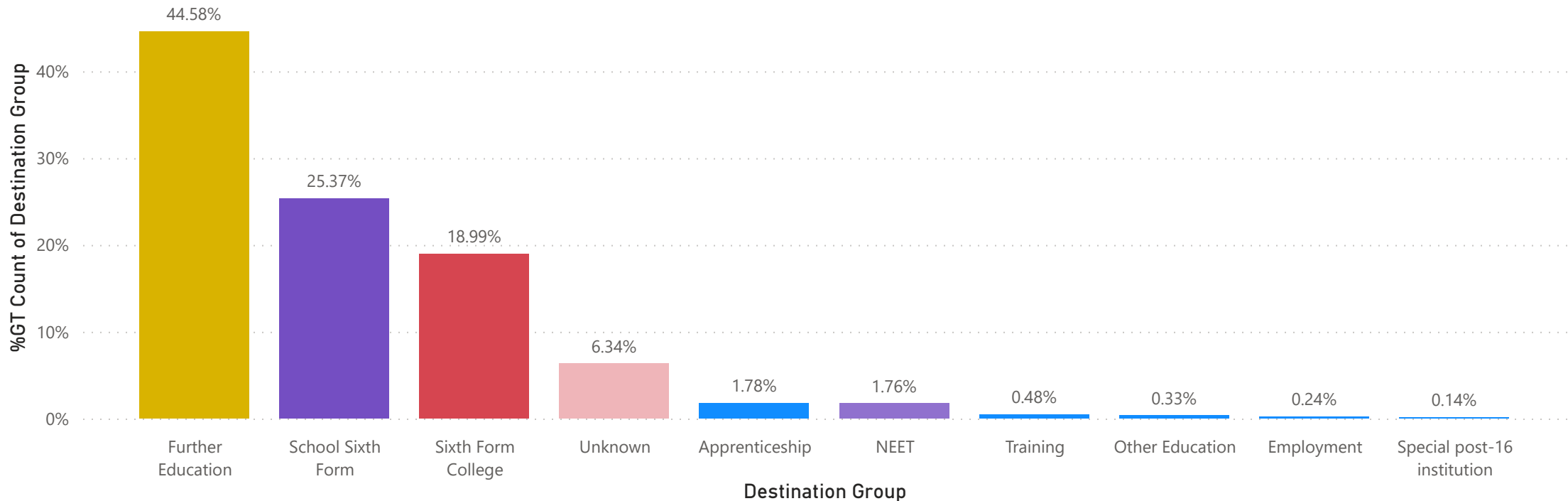


# Annual Activity Survey - Cohort Age 16 (Year 12) 2023-24



This destination data is based on the Annual Activity Survey which includes all pupils' destination as of the 1st of November 2023. Those pupils with unknown or NEET statuses, may have since established an alternative destination. Other school/college and unknown employer destinations refer to pupils that have an EET (Education Employment Training) status, however the specific establishment name is unknown.

### West Sussex Pupil % by Destination Group - Academic Age 16 (Year 12)



# Destination of pupils by destination group Academic Age 16 (Year 12)

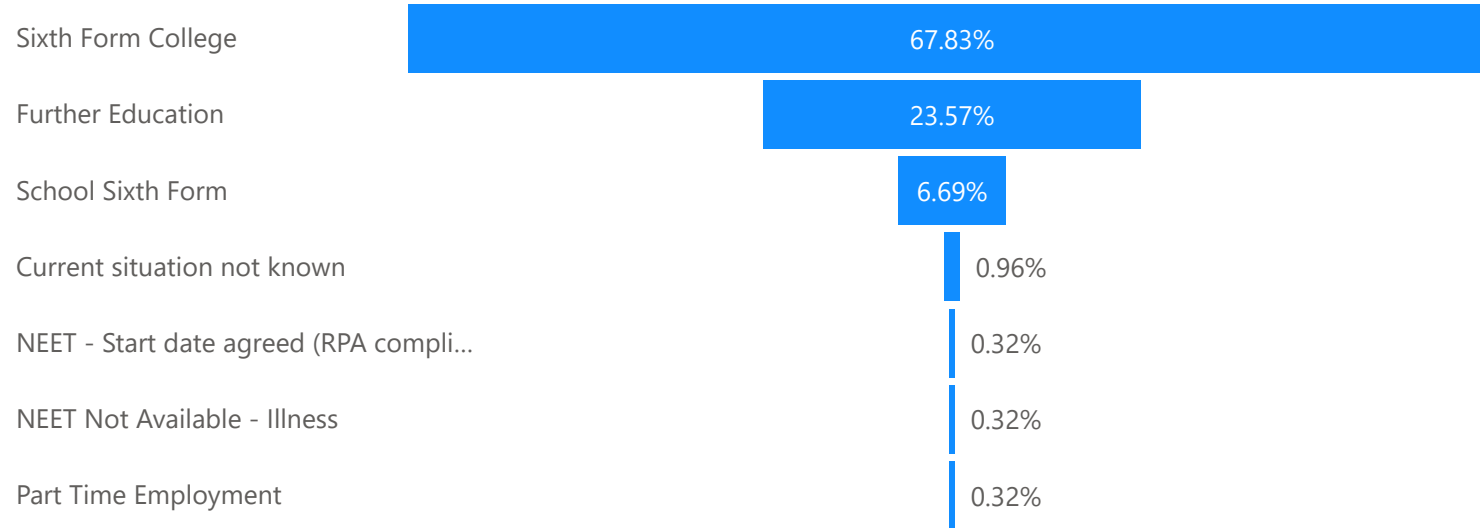
Statutory School



Millais School



% of pupils by Destination Group



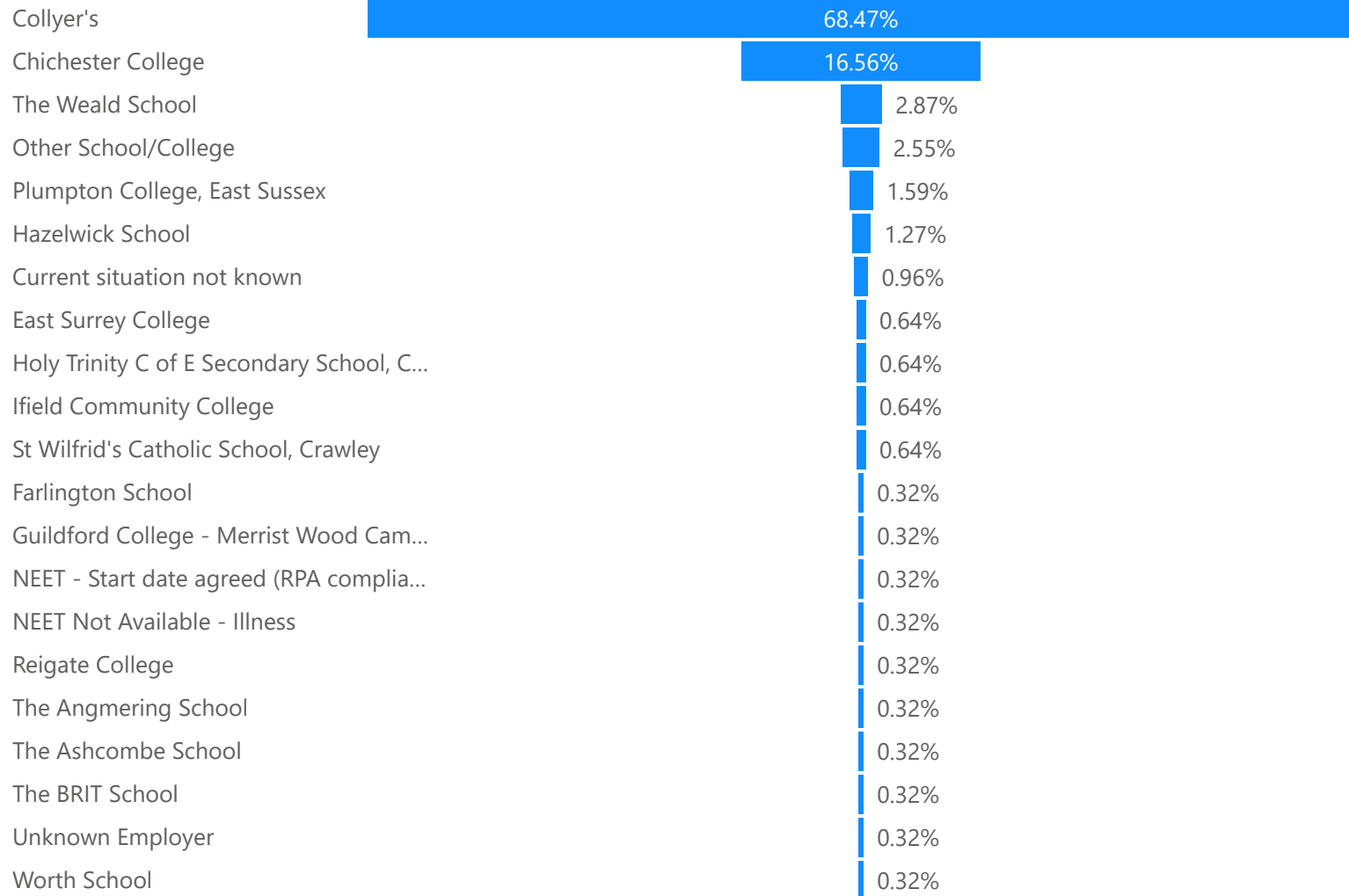
| Destination Group                        | Number of pupils | % of pupils    |
|--|------------------|----------------|
| Sixth Form College                       | 213              | 67.83%         |
| Further Education                        | 74               | 23.57%         |
| School Sixth Form                        | 21               | 6.69%          |
| Current situation not known              | 3                | 0.96%          |
| NEET - Start date agreed (RPA compliant) | 1                | 0.32%          |
| NEET Not Available - Illness             | 1                | 0.32%          |
| Part Time Employment                     | 1                | 0.32%          |
| <b>Total</b>                             | <b>314</b>       | <b>100.00%</b> |

# Destination of pupils by Actual destination Academic Age 16 (Year 12)

Statutory School

Millais School

% of pupils by Actual Destination



| Actual Destination                            | Number of pupils | % of pupils    |
|---|------------------|----------------|
| Collyer's                                     | 215              | 68.47%         |
| Chichester College                            | 52               | 16.56%         |
| The Weald School                              | 9                | 2.87%          |
| Other School/College                          | 8                | 2.55%          |
| Plumpton College, East Sussex                 | 5                | 1.59%          |
| Hazelwick School                              | 4                | 1.27%          |
| Current situation not known                   | 3                | 0.96%          |
| East Surrey College                           | 2                | 0.64%          |
| Holy Trinity C of E Secondary School, Crawley | 2                | 0.64%          |
| Ifield Community College                      | 2                | 0.64%          |
| St Wilfrid's Catholic School, Crawley         | 2                | 0.64%          |
| Farlington School                             | 1                | 0.32%          |
| Guildford College - Merrist Wood Campus       | 1                | 0.32%          |
| NEET - Start date agreed (RPA compliant)      | 1                | 0.32%          |
| NEET Not Available - Illness                  | 1                | 0.32%          |
| Reigate College                               | 1                | 0.32%          |
| The Angmering School                          | 1                | 0.32%          |
| The Ashcombe School                           | 1                | 0.32%          |
| The BRIT School                               | 1                | 0.32%          |
| Unknown Employer                              | 1                | 0.32%          |
| Worth School                                  | 1                | 0.32%          |
| <b>Total</b>                                  | <b>314</b>       | <b>100.00%</b> |